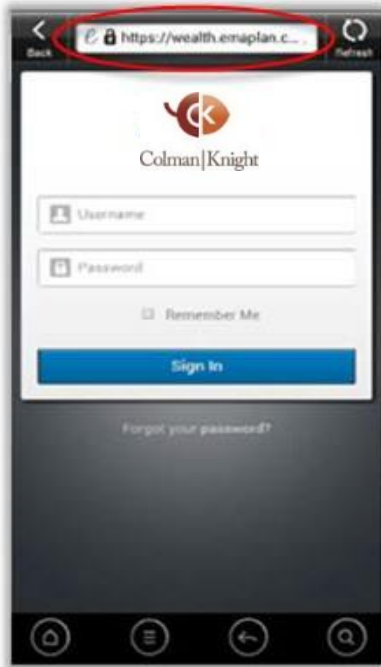


Bookmark on an HTC Android

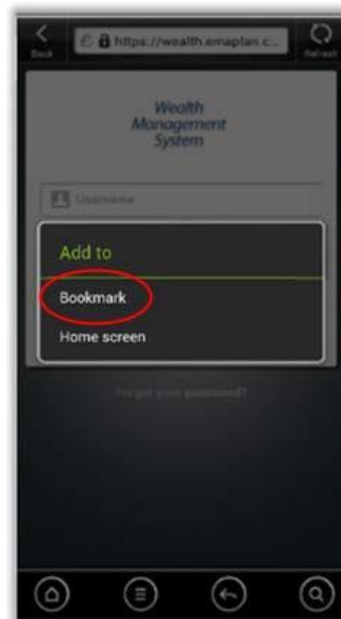
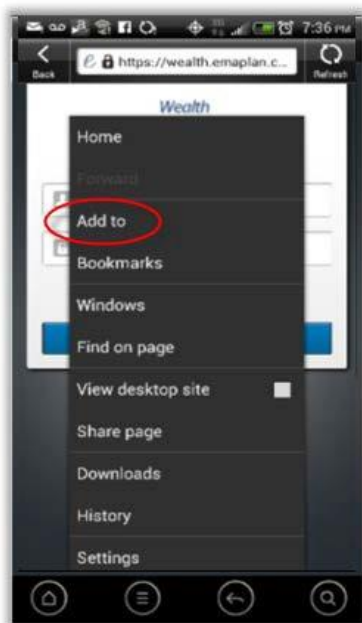
In this training user guide, we will demonstrate how to create a bookmark for your Integral Wealth Portal on an HTC Android Device.

1. Open a browser on your HTC Android Device.
2. Type in the URL log on address.

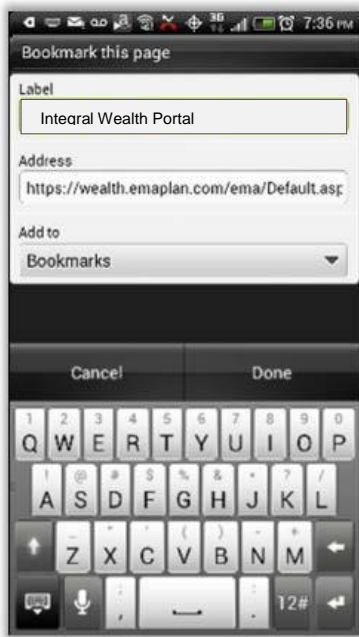


The URL for your Integral Wealth Portal is <https://wealth.emaplan.com/ema/ria/colmanknightadvisorygrp>

3. While viewing the webpage, press  at the bottom of the screen, and then tap **Add to > Bookmark**.



4. Edit the bookmark name, and then tap **Done**.



5. Press  at the bottom of the screen again, and then tap **Add to > Home Screen**.



6. The icon should now appear on the Home Screen.